



### Feature

- 10.1" 1024 x 600 Wide Viewing Angle LCD, LED Backlight
- Built-in 4GB Flash Memory and RTC
- COM2 and COM3 RS-485 support MPI 187.5K, please use one at a time.
- CAN Bus Supports CANopen, CAN Bus 2.0A/2.0B and SAE J1939
- Fan-less Cooling System
- PCB coating process ensures high reliability to resist from corrosion in harsh environment.
- Built-in Power Isolation
- NEMA4 / IP66 Compliant Front Panel
- Compatible with M02 WiFi Expansion Module that supports wireless communication.

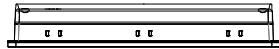
<b>Display</b>	Display	10.1" Wide Viewing Angle (WVA)
	Resolution	1024 x 600
	Brightness (cd/m <sup>2</sup> )	350
	Contrast Ratio	1000:1
	Backlight Type	LED
	Backlight Life Time	>50,000 hrs.
	Colors	16.7M
	LCD Viewing Angle (T/B/L/R)	89/89/89/89
	Pixel Pitch (mm)	0.2175 (H) x 0.2088 (V)
<b>Touch Panel</b>	Type	4-wire Resistive Type
	Accuracy	Active Area Length(X)±2%, Width(Y)±2%
<b>Memory</b>	Flash	4 GB
	RAM	1 GB
<b>Processor</b>		Quad-core RISC
<b>I/O Port</b>	SD Card Slot	N/A
	USB Host	USB 2.0 x 1
	USB Client	N/A
	Ethernet	LAN 1: 10/100/1000 Base-T x 1 LAN 2: 10/100 Base-T x 1
	WiFi	M02 WiFi Expansion Module (Optional)
	COM Port	Con.A: COM2 RS-485 2W/4W, COM3 RS-485 2W, CAN Bus Con.B: COM1 RS-232 4W, COM3 RS-232 2W*
	RS-485 Dual Isolation	N/A
	CAN Bus	Yes
Audio Output	N/A	
<b>RTC</b>		Built-in
<b>Power</b>	Input Power	24±20%VDC
	Power Isolation	Built-in
	Power Consumption	1A@24VDC
	Voltage Resistance	500VAC (1 min.)
	Isolation Resistance	Exceed 50MΩ at 500VDC
<b>Specification</b>	PCB Coating	Yes
	Enclosure	Plastic
	Dimensions WxHxD	271 x 213 x 38 mm
	Panel Cutout	260 x 202 mm
	Weight	Approx. 1.2 kg
	Mount	Panel mount, VESA mount 75 x 75 mm
<b>Environment</b>	Protection Structure	UL Type 4X (indoor use only) / NEMA4 / IP66 Compliant Front Panel
	Storage Temperature	-20° ~ 60°C (-4° ~ 140°F)
	Operating Temperature	0° ~ 50°C (32° ~ 122°F)
	Relative Humidity	10% ~ 90% (non-condensing)
	Altitude (Air Pressure)	Below 3,000 meters (70.1kPa)
	Vibration Endurance	10 to 25Hz (X, Y, Z direction 2G 30 minutes)
<b>Certificate</b>	CE	CE marked
	ATEX	ATEX Zone 2/22 Category 3 G/D
	UL	cULus Listed
<b>Software</b>	EasyBuilder Pro	V6.05.02 or later versions*
	Weincloud	EasyAccess 2.0 (Optional), Dashboard (Optional)
	CODESYS®	Optional

\* Only Tx & Rx (no RTS/CTS) may be used for COM1 RS-232 when COM3 RS-232 is also used.

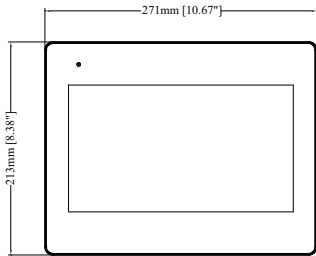
\* For units labeled as cMT3102X (V2), please select cMT3102X (V2) as the HMI model in EasyBuilder Pro (minimum software requirement: EasyBuilder Pro V6.08.01).

\* CODESYS® is a trademark of CODESYS GmbH.

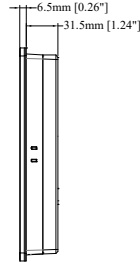
## Dimensions



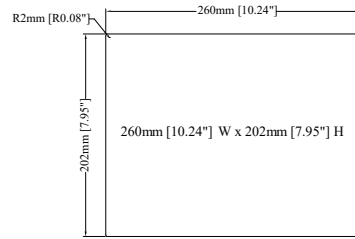
Top View



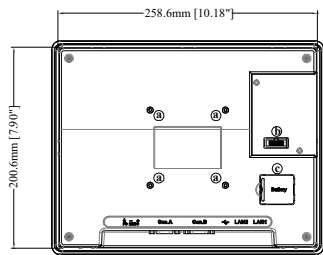
Front View



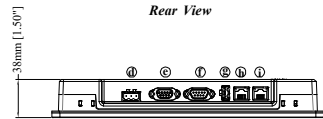
Side View



Cutout Dimensions



Rear View



Bottom View

a.	VESA 75 mm Screw Holes
b.	Expansion Module Connector
c.	Battery
d.	Power Connector
e.	Con.A: COM2 RS-485 2W/4W, COM3 RS-485 2W, CAN Bus
f.	Con.B: COM1 RS-232 4W, COM3 RS-232 2W
g.	USB Host Port
h.	LAN 2
i.	LAN 1

## Ordering Information

**cMT3102X:**

10.1" 1024 x 600 WVA LCD HMI, Built-in 4GB flash memory / 1GB DDR3 RAM on board

**RZUSK7010 (included in package)**

USB Clamp & Tying Strap

**RP0C3A300 (included in package)**

10.1" Screen Protective Film

Optional:

**M02:** WiFi Expansion Module

**RZACEA020:** EasyAccess 2.0 Activation Card

**RZ0CDS000:** CODESYS License

**Pin Assignment:**

Con.B: COM1 / COM3 [RS232], 9 Pin, Male, D-sub

PIN#	COM1 [RS232]4W	COM3 [RS232]2W
1		
2	RxD	
3	TxD	
4		
5	GND	
6		
7	RTS	TxD
8	CTS	RxD
9	GND	

Con.A: COM2 / COM3 [RS485]/ CAN Bus, 9 Pin, Female, D-sub

PIN#	COM2 [RS485]2W	COM2 [RS485]4W	COM3 [RS485]2W	CAN Bus
1	Data-	Rx-		
2	Data+	Rx+		
3		Tx-		
4		Tx+		
5	GND			
6			Data-	
7				CAN_L
8				CAN_H
9			Data+	